

September 4, 2014

**Keywords or phrases:**

pDNA, CIMmultus® C4 HLD, CIMac™ pDNA, chromatography, monoliths

# Recovery of pDIKE2 Plasmid for Hepatitis C Vaccine Using CIMmultus® C4 HLD Monolith

BIA Separations d.o.o., A Sartorius company, Mirce 21, 5270 Ajdovščina, Slovenia

Correspondence

E-Mail: [monolith-purification@sartorius.com](mailto:monolith-purification@sartorius.com)

## Abstract

pDNA plays a crucial role in modern healthcare, specifically in the gene therapy field. Its main application is as the delivery vehicle, or vector, to introduce foreign DNA into organisms. Monolithic columns can be used in the production of pDNA as raw material or therapeutic products. This application note shows the results of pDNA purification with the CIMmultus® C4 HLD column.



**For More Information, Visit**

[www.sartorius.com/monoliths](http://www.sartorius.com/monoliths)

# Introduction

DNA immunization can potentially induce both humoral and cellular immune responses, making it an attractive approach to developing an effective vaccine against HCV. The pLDKE2 plasmid is the main component of the CIGB's candidate vaccine against Hepatitis C virus (HVC), which is used to treat HCV chronically-infected individuals during clinical trials phase 1 and 2.

An improvement to the downstream process was required to produce the necessary quantities to meet the high demand for plasmids for clinical trials.

# Materials

CIMmultus® C4 HLD 800 mL cGMP Compliant Monolithic Column (HLD Butyl)



# Methods

After size exclusion chromatography the pDNA fraction eluted was applied on CIMmultus® C4 HLD-800 Advanced Composite Column cGMP, finally the elution was concentrated until 2 mg/mL and filtered at 0.2 µm.

## Column: CIMmultus® C4 HLD 800 mL cGMP Compliant Monolithic Column (HLD Butyl)

Mobile phases	Buffer A: 1.75 M (NH <sub>4</sub> ) <sub>2</sub> SO <sub>4</sub> , 0.025 M Tris; 0.010 EDTA pH7 and Buffer B: 0.025 M Tris; 0.010 EDTA pH7
Flow rate	300 mL/min
Equilibration of column	100% Buffer A, washing after sample loading: 100% Buffer A, elution: 100 % Buffer B
Load	2.6 L
Detection	λ = 254 nm
System	Sepacore System from Buchi

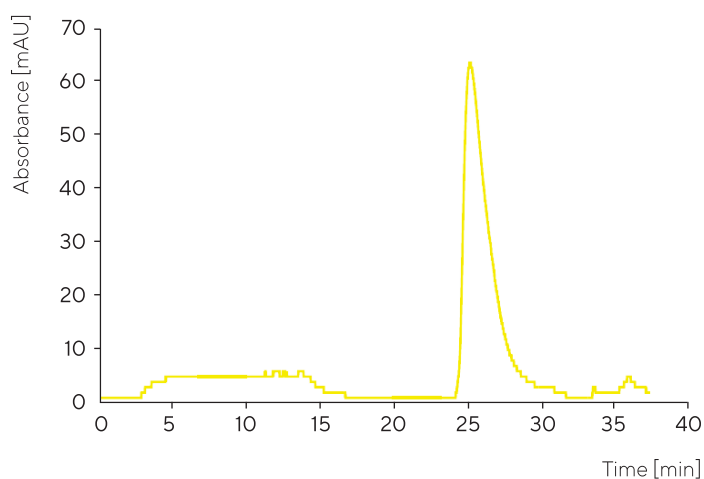
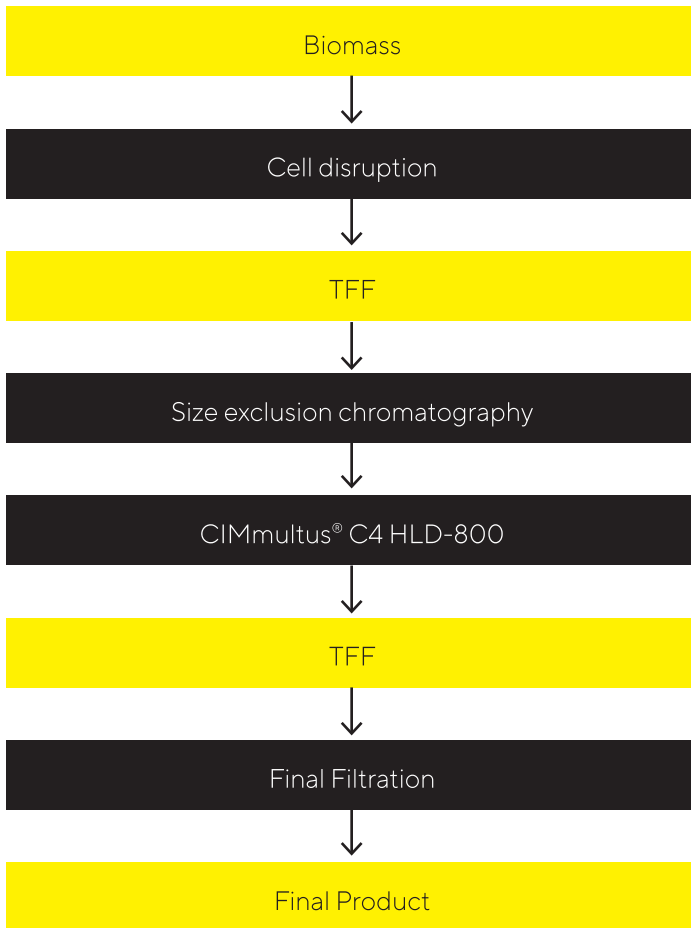


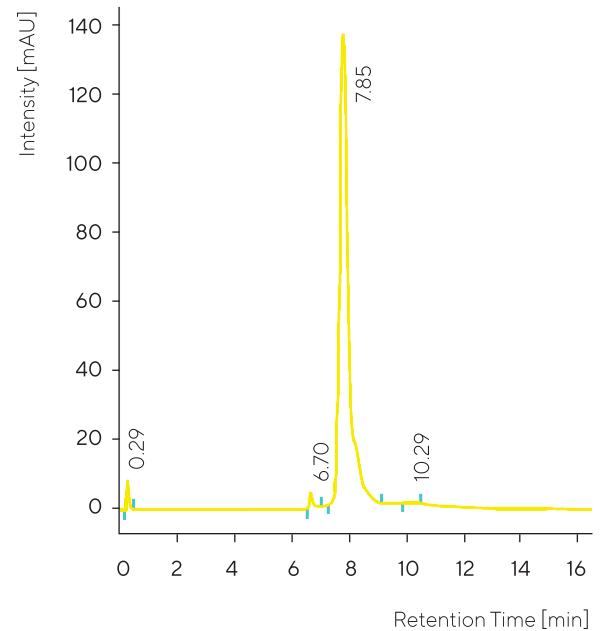
Figure 1: Chromatographic behavior of CIMmultus® C4 HLD 800 mL column, cGMP

## Purification Scheme



## Column: CIMac™ pDNA-0.3 Analytical Column

Mobile phases	Buffer A: 200 mM Tris + 0.6 M NaCl, pH 8.0 and Buffer B: 200 mM Tris + 0.7 M NaCl, pH 8.0
Flow rate	1 mL/min
Step gradient method	A linear gradient from 0 to 100% Buffer B in 10 min.
Load	2.6 L
Detection	$\lambda = 254 \text{ nm}$
System	HPLC Merck - Hitachi



**Figure 2:** Elution of CIMmultus® C4 HLD fraction analyzed on CIMac™ pDNA-0.3 Analytical Column

## Results

Purified pDNA contains more than 95% purity of pIDKE2. The content of genomic DNA is lower than 5 µg per dose, RNA is not detectable by agarose gel electrophoresis; endotoxin content is below 5.0 EU per kg body weight, and the protein content is 1.4 µg per dose, which is lower than the limit established.

**Germany**

Sartorius Stedim Biotech GmbH  
August-Spindler-Straße 11  
37079 Göttingen  
Phone +49 551 308 0

**USA**

Sartorius Stedim North America Inc.  
565 Johnson Avenue  
Bohemia, NY 11716  
Toll-Free +1 800 368 7178

**Slovenia**

BIA Separations d.o.o.  
A Sartorius company  
Mirce 21  
5270 Ajdovščina

 **For More Information, Visit**  
[www.sartorius.com](http://www.sartorius.com)