

# HEK Media and Feed Portfolio

Production media optimized for viral transfection and infection



## Executive Summary

Sartorius' high-performing HEK media consists of comprehensive and all-in-one solutions designed to support infection and transfection of a wide range of human embryonic kidney cells (HEK293) in suspension culture.

Our portfolio maximizes productivity across various applications, including the production of viral vectors for gene therapy and vaccines as well as recombinant proteins.

## Key Selling Points

- 100% chemically defined using the highest-grade raw materials
- Require little or no adaptation from other serum-free media
- 100% free from animal components, serum, and hydrolysates
- Manufactured under ISO 9001 and ISO 13485 quality standards

## Relevant Applications

- Gene therapy and gene-modified cell therapy
  - Adeno-associated viruses (AAV)
  - Lentiviruses
- Viral vector vaccines
- Recombinant proteins (mAb)

## Relevant Process Steps

- All-in-one solutions, from thawing, adaptation, growth, transfection, pre-complexing DNA and biologic production
- Suitable for batch, fed-batch, and perfusion processes
- Stable growth at high viability in seed train culture

## Application

Initially derived from female fetal cells in 1973, HEK293 cells are commonly used in the production of biopharmaceuticals. Their popularity also stems from their reliable growth in culture, high transfectivity, and ability to grow in a serum-free, suspension culture.

However, different HEK293 cell lineages vary in their production capabilities, and adaptation to suspension culture under serum-free conditions can differentially impact cell metabolism. These factors may result in cell line-specific requirements for nutrients and/or growth factors. This variation can dramatically decrease productivity during the key steps of growth and production. As a consequence, moving to commercial scale often requires considerable and costly optimization of media.

Sartorius' HEK293 media portfolio contains chemically defined, serum-free, animal component-free, and hydrolysates-free solutions designed and optimized to support high-density suspension culture of HEK293 and other human cell lines. The compatible feed supplement, HEK FS contains a high concentration of nutrients and is free of lipids, hydrolysates, and growth factors. It supports the superior production of viral vector and recombinant proteins in suspension culture by maintaining and extending the production capability of HEK cultures.

## Features of the Standard Product

CD

**Chemically Defined:** The exact concentration and size of every component is known

NAO

**Non-Animal Origin:** The formulation is entirely made from non-animal origin components

FFM

For research or further manufacturing use

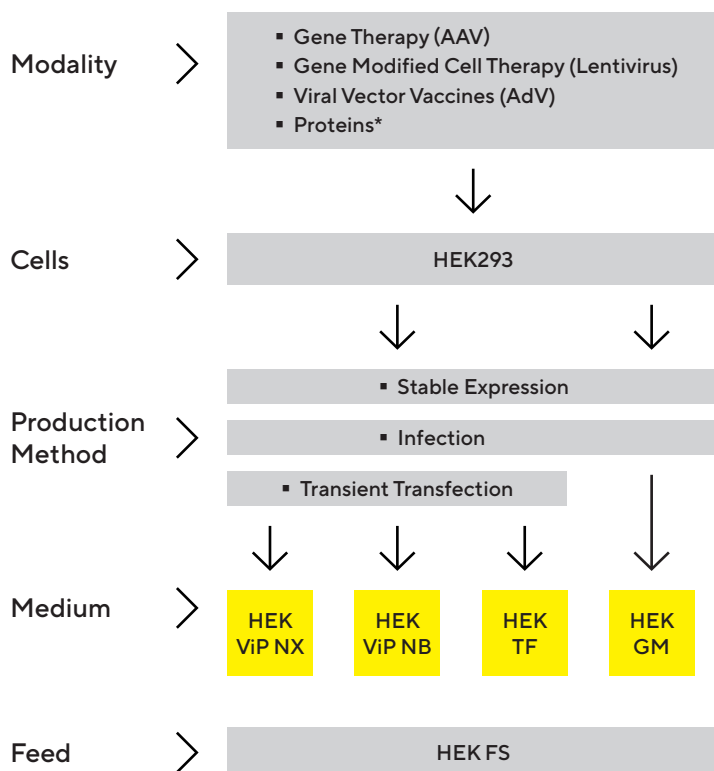


Product available in liquid (bottles & bags) format



Product available in powder format

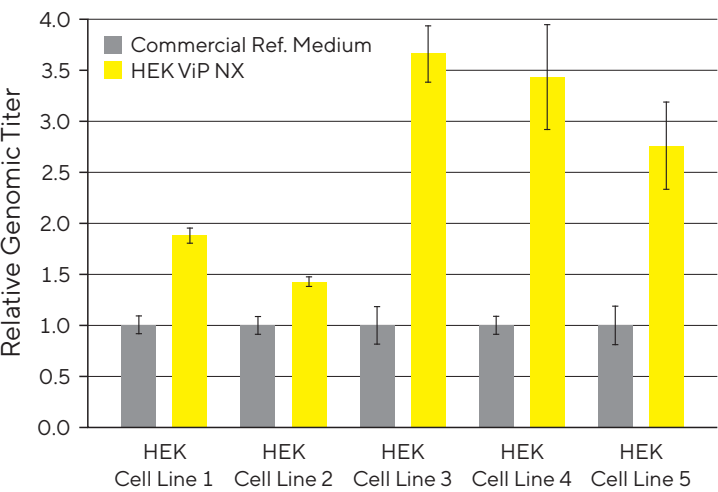
## Simplifying Your Decision



\* HEK293 media can be used for mAb or protein production

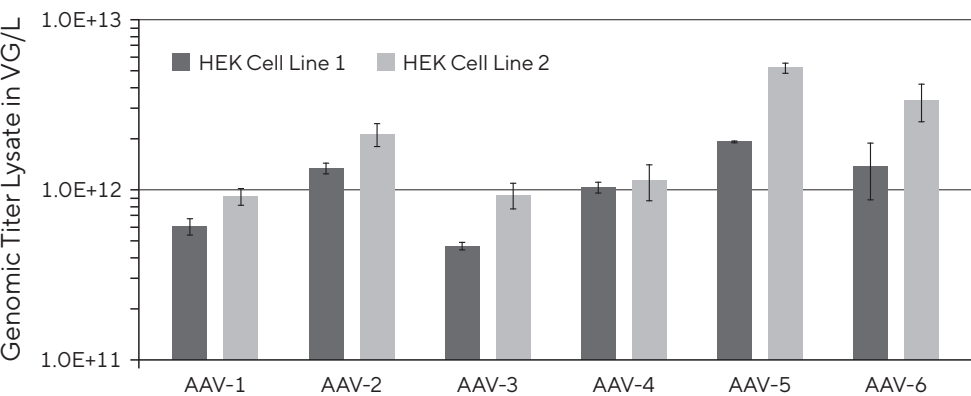
# Performance

The HEK media portfolio has the potential to increase viral titers, independent of the HEK293 cell lineage. Excellent AAV-2 genomic titers are achieved across various proprietary and commercial HEK293 cell lines grown in HEK ViP NX medium (Figure 1). Additionally, relative genomic titers were up to four times higher when cells were cultured in HEK ViP NX medium compared to a commercial reference.



**Figure 1** *Relative AAV-2 Titers*  
Five HEK293 cell lines were cultured with either HEK ViP NX medium (yellow) or one of the most relevant commercially available reference media (gray) (average values are depicted).

HEK ViP NX media is also high performing across different AAVs, producing comparable genomic titers of six AAV serotypes tested in two cell lines (Figure 2). This versatility is incredibly valuable for meeting the demands of highly variable processes.



**Figure 2** *Genomic Titers Across AAV Serotypes*  
AAV titers were measured in lysates from two commercial suspension cell lines cultured in HEK ViP NX medium. Transfection of a two plasmid AAV system (Plasmid Factory) was done via PEI-MAX (Polysciences) at a 1:4 ratio. Genomic titers, shown as viral genomes per liter (VG/L), were measured by qPCR.

# Ordering Information

Item	Description	Medium   Quantity   Package	Order Number
HEK GM*	Robust and effective: Selected for stable expression with HEK cells	Liquid   1 L Bottle	851-0001
		Liquid   10 L Bag	851-0010BAG
		Liquid   20 L Bag	851-0020BAG
		Liquid   50 L Bag	851-0050BAG
		Powder   5 L Container	851-0005DPM
		Powder   10 L Container	851-0010DPM
		Powder   50 L Container	851-0050DPM
HEK ViP NX*	Optimized for virus production: Best choice for transient expression in HEK cells	Liquid   1 L Bottle	892-0001
		Liquid   10 L Bag	892-0010BAG
		Liquid   20 L Bag	892-0020BAG
		Liquid   50 L Bag	892-0050BAG
		Powder   10 L Container	892-0010DPM
		Powder   50 L Container	892-0050DPM
HEK ViP NB*	HEK ViP NB is a complete chemically defined, animal-component free medium with a basic nutrient level, optimized for virus/viral vector production	Liquid   1 L Bottle	891-0001
		Liquid   50 L Bag	891-0050BAG
		Powder   10 L Container	891-0010DPM
		Powder   50 L Container	891-0050DPM
HEKTF*	Well established transfection medium: Ideal for the production of recombinant proteins and antibodies	Liquid   1 L Bottle	861-0001
		Liquid   50 L Bag	861-0050BAG
		Powder   5 L Container	861-0005DPM
		Powder   10 L Container	861-0010DPM
		Powder   50 L Container	861-0050DPM
HEK293 Media Sample Kit	To select the best fit media for the application and the Feed	Liquid   4×1 L Bottle	CFV3FB4000

\* Other volumes are available

# Technical Specifications

Attribute	Growth Factor	Hypoxanthine/Thymidine	Characteristics/Comparison	Production Methods
HEK GM	With	With	<ul style="list-style-type: none"> <li>Stable/Robust</li> <li>High nutrient level</li> </ul>	<ul style="list-style-type: none"> <li>Infection</li> <li>Stable expression</li> </ul>
HEK ViP NX	Without	With	<ul style="list-style-type: none"> <li>Highest nutrient level</li> </ul>	<ul style="list-style-type: none"> <li>Transient transfection</li> <li>Infection</li> <li>Stable expression</li> </ul>
HEK ViP NB	Without	With	<ul style="list-style-type: none"> <li>Medium nutrient level</li> <li>Leanest formulation (lowest number of components)</li> </ul>	<ul style="list-style-type: none"> <li>Transient transfection</li> <li>Infection</li> <li>Stable expression</li> </ul>
HEK TF	With	With	<ul style="list-style-type: none"> <li>Broad application</li> </ul>	<ul style="list-style-type: none"> <li>Transient transfection</li> <li>Infection</li> <li>Stable expression</li> </ul>
HEK FS Feed	Without	With	<ul style="list-style-type: none"> <li>Feed Supplement to boost the productivity of the HEK media</li> </ul>	<ul style="list-style-type: none"> <li>Transient transfection (use from 4 – 6 h post-transfection)</li> <li>Infection</li> <li>Stable expression</li> </ul>

## Peripherals and Accessories

Product Name	Description	Medium   Quantity   Package	Order Number
HEK FS Feed	With 40 g/L D-glucose; for all HEK cells	Liquid   1 L Bottle	871-0001
		Liquid   5 L Bag	871-0005BAG
		Liquid   10 L Bag	871-0010BAG
		Liquid   20 L Bag	871-0020BAG
		Powder   5 L Container	871-0005DPM
		Powder   10 L Container	871-0010DPM
		Powder   50 L Container	871-0050DPM

## Germany

Sartorius Stedim Biotech GmbH  
August-Spindler-Strasse 11  
37079 Goettingen  
Phone +49 551 308 0

Sartorius Xell GmbH  
Waldweg 21  
33758 Schloss Holte-Stukenbrock  
Phone +49 521 96989 200

## USA

Sartorius Stedim North America Inc.  
565 Johnson Avenue  
Bohemia, NY 11716  
Toll-Free +1 800 368 7178



**For more information, visit**  
[www.sartorius.com](http://www.sartorius.com)